

Carts – Part #1: WHERE'S THE MAGIC ?



Meet the Panelists



Lori Welsh – City of Lansing, Environmental Specialist




Dave Norwood – City of Dearborn, Sustainability Coordinator



Ben Williams – Allegan County, Recycling Resource Coordinator

City Of Lansing





City of Lansing Capital Area Recycling & Trash

Residential Cart Roll Out



What was the time frame from your municipal group discussions to launch the recycling initiative? And how many options were considered?

- Discussions began in 2008 to phase in program modifications
- Re-branding
- 2010 single stream collection began
 - Created demand for larger collection container
 - Created need for more efficient operation
- EECSBG funds used to pilot programs
 - Residential carts
 - Commercial recycling
 - Public Space recycling
- Spring/Summer 2013– Cart financing, contract completion, resident notification, etc.
- Fall 2013 – Automated fleet arrived/Cart distribution began

What was the process for your community in selecting a cart size and frequency? Did the decision meet the needs of the residents and would you change anything differently if you had to do it again?

- Researched what other communities had done
- Utilized pilot survey data
- Recognized the need to have a smaller option for smaller households
- Recognized need to limit size options and limit frequency of exchanges
- Unresolved issues:
 - Option for elderly or disabled unable to push cart to curb

What were the pre and post education efforts supplied to the community?

- Newsletters announcing “larger carts are coming”
- 3 separate mailings to inform residents of the changes coming
 - New carts
 - Bi-weekly collection
- Video shown on City TV and CART website

Education Continued

- Press conference/media coverage
- Newly revamped website with calendar/map feature, cart updates, etc.
- Information packet distributed with carts
 - Residential guidelines
 - Cart set out tips
 - Calendar
 - Map

We're CARTagious



Virg Bernero, Mayor

CART
CAPITAL AREA RECYCLING AND TRASH

The City of Lansing is now using roll out carts instead of small bins to collect curbside recycling. Effective immediately, please use the new cart only. Please either keep the old green bin for your own use or recycle it by placing inside the new cart.
Recycling collection is now every other week.

Routes are set up using a green week or blue week schedule. Please refer to the Recycling Collection Map to determine the collection week for your home.

To make it easy to remember your recycling collection week, use the Recycling Collection Schedule for future reference.

Holidays that affect collection service are marked in yellow. Collections will be delayed for those with service on the day of the holiday and the days after the holiday.

For example, when a holiday falls on a Thursday, Thursday collections will be done on Friday.

2013 Recycling Collection Schedule

Recycling collection is now every other week.

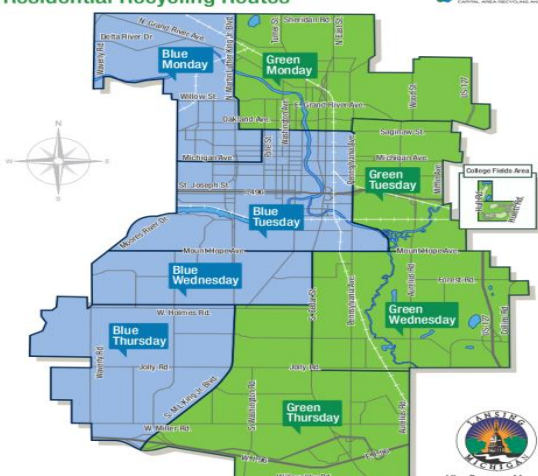
Month	S	M	T	W	T	F	S
September							
October							
November							
December							

2014 Recycling Collection Schedule

Month	S	M	T	W	T	F	S
January							
February							
March							
April							
May							
June							
July							
August							
September							
October							
November							
December							

For more information, please call the CART hotline at (517) 483-4400, visit us online at lansingrecycles.com or email recycle@lansingmi.gov.

Residential Recycling Routes



CART
CAPITAL AREA RECYCLING AND TRASH

Virg Bernero, Mayor

CART Hotline: (517) 483-4400 • E-Mail: recycle@lansingmi.gov • Website: www.lansingrecycles.com

Information included with every cart upon delivery

Residential Guide to Single-Stream Recycling

File folders, office paper & gift wrapping paper

Cartons

#1-#2 and #4-#7 Plastic containers (no Styrofoam)

Aluminum & Metal Cans

Newspapers, Magazines, Brochures & Inserts

Paperboard boxes (cereal, pasta, & tissue)

Corrugated cardboard & Paper bags

Household scrap metal

Phonebooks

Greeting cards, regular & junk mail

Glass bottles & jars (all colors)

Bulky Rigid Plastic (buckets, chairs, toys)

NO NEED TO REARRANGE:
Paper clips, stamps, address labels, staples, metal fasteners, cellophane address windows, rubber bands, spiral bindings, plastic tabs

NO

- Plastic Bags
- Styrofoam containers
- Wire hangers
- Window panes, mirrors, ceramics & Pyrex dishes
- Organic material and food waste
- Electronic waste (batteries, cell phones, computers, etc.)
- Paint, pesticides, oil & cleaners
- Waxed cardboard
- Needles or syringes
- #3 Plastics

Empty and rinse all containers. Everything, including cardboard, must fit inside cart with lid closed. Please follow these guidelines and set your cart out by 7:00 am.

Use your smartphone to scan this QR code and visit us online @ lansingrecycles.com

CART
CAPITAL AREA RECYCLING AND TRASH
www.lansingrecycles.com

LANSING MICHIGAN
Virg Bernero, Mayor

CART Hotline: (517) 483-4400 • E-Mail: recycle@lansingmi.gov • Website: www.lansingrecycles.com

Did you implement or consider a commercial recycling initiative? Why or why not?

- Yes, Why? Demand from local businesses
- Pilot focused on downtown area
 - Free service throughout pilot
 - Pre/post surveys conducted
 - Weekly single stream collection using 96 gal carts.
- Post pilot fee introduced
 - \$47/quarter for 1st cart; \$25/quarter each additional cart
- Niche: small businesses 1-20 employees
- Provides a convenient, affordable option

Did you have a multifamily plan for recycling, if so what is your plan?

- Began pilot Spring 2013
 - 40 yard roll out
 - Single stream collection
 - Pilot continues
 - Very successful/popular/few problems
 - Fee will be introduced with new fiscal year
- Long term challenges
 - Trucks and equipment limitations
 - Funding

Do you have an estimate on how many tons of recycling material is collected/processed within your program?

- Full year of data not yet available
- Monthly increase between 70-95% compared to avg of last 3 years
- Monthly average: appx 400 tons
- 2013: appx 3900 tons
 - Carts distribution, Sept-Oct
 - Includes, residential, commercial, multi-family

What is the "dunnage" trash percentages of your collected materials? Do you have a plan to decrease this amount? If so how?

- Maximum allowable contamination rate: 6% by contract
- No knowledge of City of Lansing's actual percentages.
- No known serious contamination issues
- Strategy to reduce: residential tags, targeted letters, removal of carts for persistent problems
- CART removes large/obvious contaminants

What is the current participation rate? And do you have a plan to increase this participation level?

- Winter 2013 route audit performed
 - Limited in scope
 - Over holiday season
 - Carts and bi-weekly schedule new to residents
 - More comprehensive audit needed
 - Plan to increase rate includes continued education (newsletters, social media, etc)

How are the commodity markets effecting your program?

- Commodity revenue is not relied on to operate program.
- Increased attention is paid to cost of recycling

Contact Information

Lori Welch

Environmental Specialist

City of Lansing

517/483-4599

lori.welch@lansingmi.gov

www.lansingrecycles.com

City Of Dearborn



Enhanced Residential Curbside Recycling

Michigan Recycling Coalition
32nd Annual Conference
April 30, 2014



City of Dearborn

Keep Dearborn Green

Program Development

- History of Recycling in Dearborn



City of Dearborn

Keep Dearborn Green

1. Do a pilot



City of Dearborn

Keep Dearborn Green


2. Observe the pilot



City of Dearborn

Keep Dearborn Green

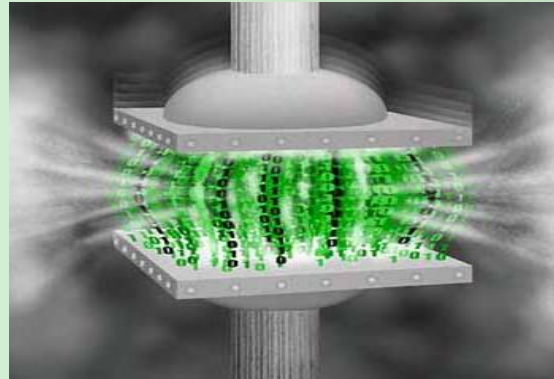
3. Take pilot to scale



City of Dearborn

Keep Dearborn Green

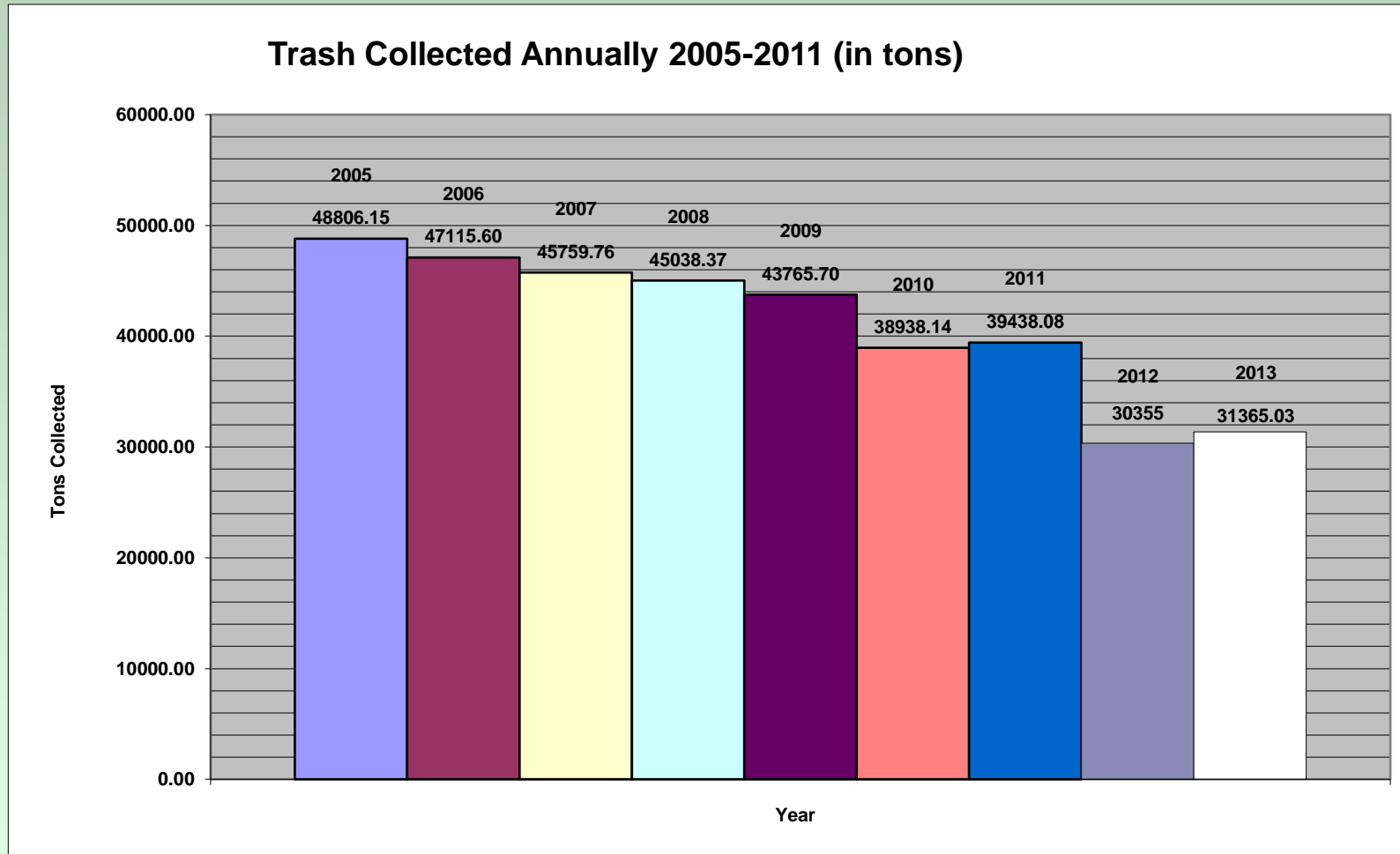
4. You should probably check your data



City of Dearborn

Keep Dearborn Green

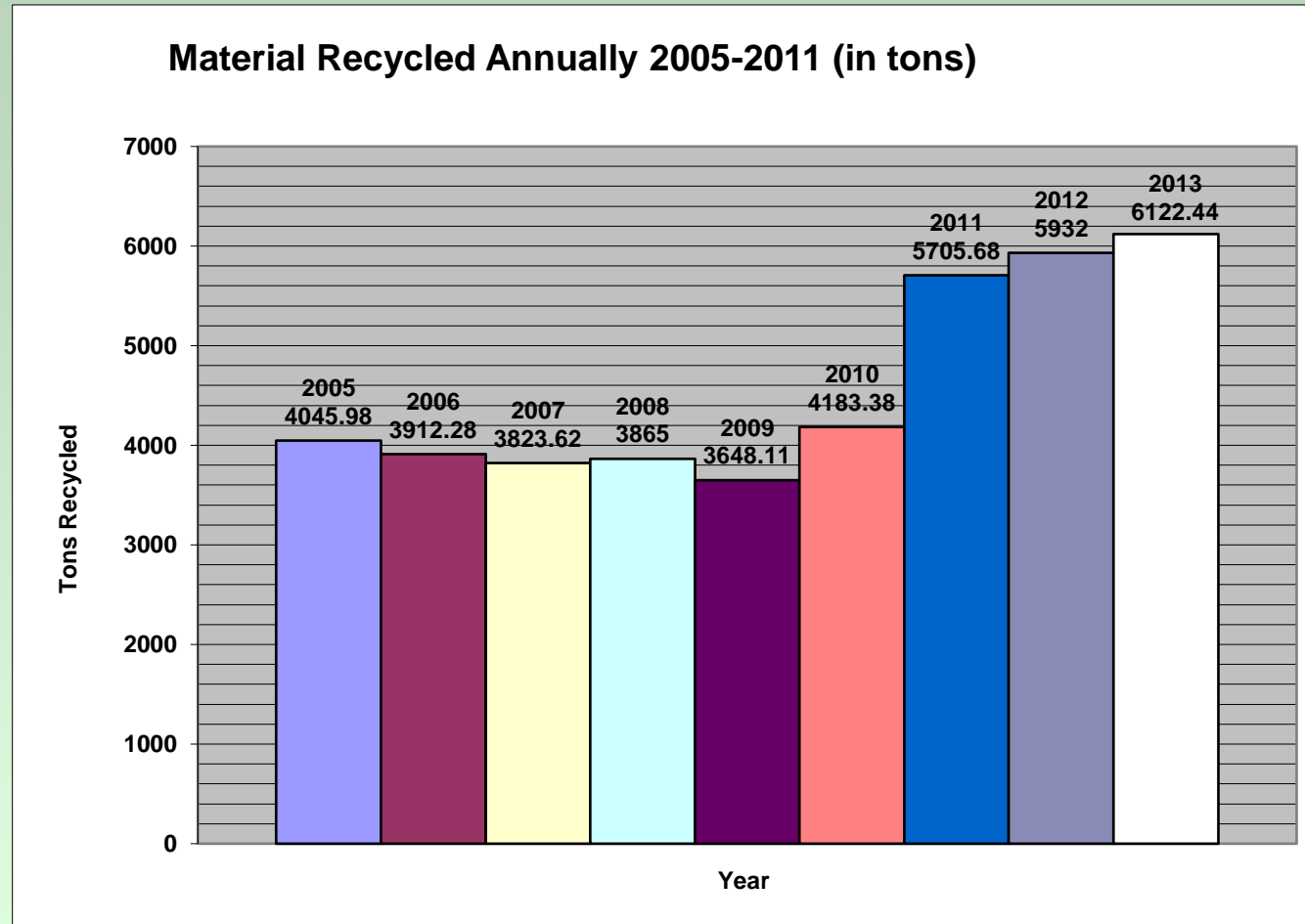
Volumes of Trash Collected



City of Dearborn

Keep Dearborn Green

Volumes of Recycled Material



City of Dearborn

Keep Dearborn Green

Recycling Data

- Prior to the new program, the average Dearborn household recycled 236.75 lbs of material annually.
- In the first full year of the program (2011) recycled material increased by 2057.53 tons from 2009.
- Today, the average Dearborn household recycles 376.77 lbs of material annually



City of Dearborn

Keep Dearborn Green

Need More Data

- Improper set outs
- Construction Debris
- Excessive set outs
- “Reloads” (extra lifts of cart)



City of Dearborn

Keep Dearborn Green

Contact....

- Dave Norwood
Sustainability Coordinator
dnorwood@ci.dearborn.mi.us
313.943.2159



City of Dearborn

Keep Dearborn Green

Allegan Co.



ALLEGAN COUNTY RESOURCE RECOVERY


Presented By:
Recycling Coordinator - Ben Williams



Resource Recovery

What does this program cover?

- Curbside Recycling
- Specialty Recycling (Tires, Appliance)
- Household Hazardous Waste Collection
- Unwanted Medication Collections
- Sharps Recovery Program
- Electronic Collections



Funding for Resource Recovery.

Allegan County.

- Allegan County uses PA 138 of 1989 amended by PA 69 of 2005. This act allows counties to work with some or all of the local units to establish a Resource Recovery Program. Through an Interlocal Agreement, the county can collect up to \$25 per year from households by approval of the local board. These agreements are for 5 years.
- This money is held at the County Treasurer's Office in accounts specific for each township. Example 1,000 homes for Township A would generate \$25,000 into their specific account.

ALLEGAN TOWNSHIP 2009 Winter Bill #: 02632

MESSAGE TO TAXPAYER

TAXES MAY BE PAID BY MAIL OR IN PERSON
AT THE TOWNSHIP HALL - 3037 118TH AVE.
MONDAY - THURSDAY 9:00 AM - 1:00 PM
OR
DEC. 12TH & 31ST, 2009, JAN. 16TH & 30TH,
FEB. 16TH & MAR. 1ST, 2010, 9:00 AM - 5:00 PM
IF PAYING CASH PLEASE HAVE CORRECT CHANGE

PAYMENT INFORMATION

This tax is due by: 02/16/2010
Pay by mail to: ALLEGAN TOWNSHIP
JANE WAANDERS, TREASURER
3037 118TH AVENUE
ALLEGAN, MI 49010
3% PENALTY BEGINS FEBRUARY 17, 2010
*****PAYMENT OF TAXES BY MAIL PREFERRED*****

PROPERTY INFORMATION

Property Assessed To:
DOE JOHN & JANE
1234 DOWNTOWN DR
ALLEGAN, MI 49010
Prop #: 0301-690-019-00 School: 03030
Prop Addr: 1721 32ND ST

TAX DETAIL

Taxable Value: 60,296
State Equalized Value: 83,100 Class: 401
PRE/MBT %: 100.0000
Mort Code:

Taxes are based upon Taxable Value.
1 mill equals \$1.00 per \$1000 of Taxable Value.
Amounts with no millage are either Special
Assessments or other charges added to this bill.

Legal Description:
LOT 19 ALSO BEG 2201.18' S & 33'W OF NE COR SEC 20 TH E 33' TH S TO
SW COR LOT 19 TH W 33' TH N TO POB WAANDERS PLAT SECS 20 & 21 T2W
R13W (99)

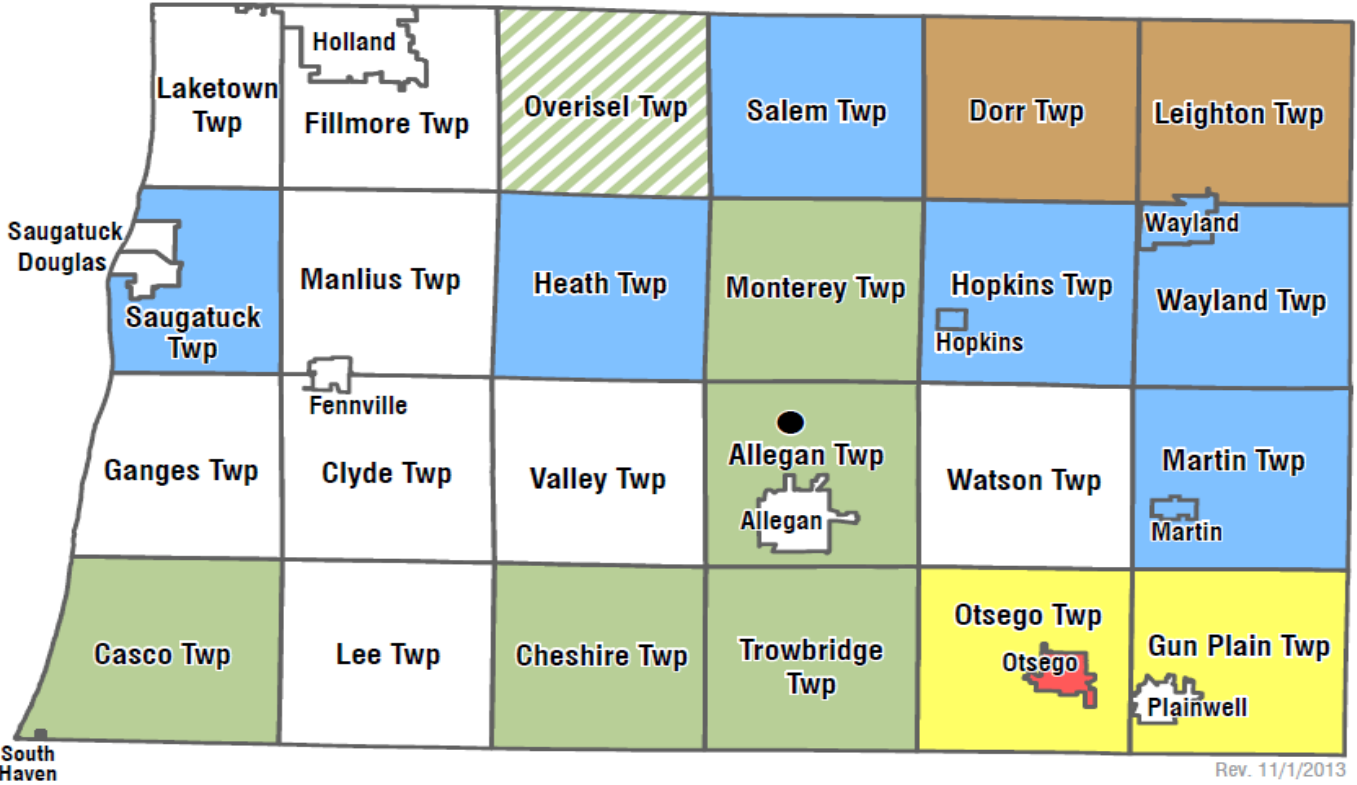
DESCRIPTION	MILLAGE	AMOUNT
COMBINED COUNTY	1.23970	74.74
AAESA	4.12170	248.52
SCHOOL OPER	18.00000	EXEMPT
SCHOOL DEBT	7.55000	495.23
TOWNSHIP OPER	0.84810	51.13
TOWNSHIP ROADS	3.00000	180.88
TOWNSHIP FIRE	0.50000	30.14
RECYCLE SURCHG		25.00

Funding for Resource Recovery.

Allegan County.

- Through the Interlocal Agreement, the County receives 15% of this revenue to administer the recycling program.
- Example: \$25,000 Total; Planning and Education Adjustment \$3,750 = \$21,250 for operating revenue.





Allegan County Resource Recovery Program

Resource Recovery Curbside Recycling Program Vendors

- Republic Services (1-877-MY-TRASH)
- Bob's Disposal (616-455-1155)
- Best Way (800-950-5519)
- Chef Container (616-494-0561)

Curbside recycling sign-up information can be found in "Recycling Information"

- Drop-Off Recycling
- Household Hazardous Waste Service ONLY
- Not in Resource Recovery Program
- Allegan County Service Center
3255 122nd Avenue

Contact Ben Williams at (269) 673-5415 for drop-off recycling container locations.

Rev. 11/1/2013

Your last browsing session closed unexpectedly. Restore session x

Open Bin Style Recycling.

- What can be recycled?
 - Cardboard
 - Paper
 - Plastics #1-7
 - Glass beverage containers
 - Steel cans. (Can goods)
 - #2 & #4 Plastic Bags



Three weeks of recycling Open Bin Single Stream.



New Recycling Cart Picture



Why Recycle?

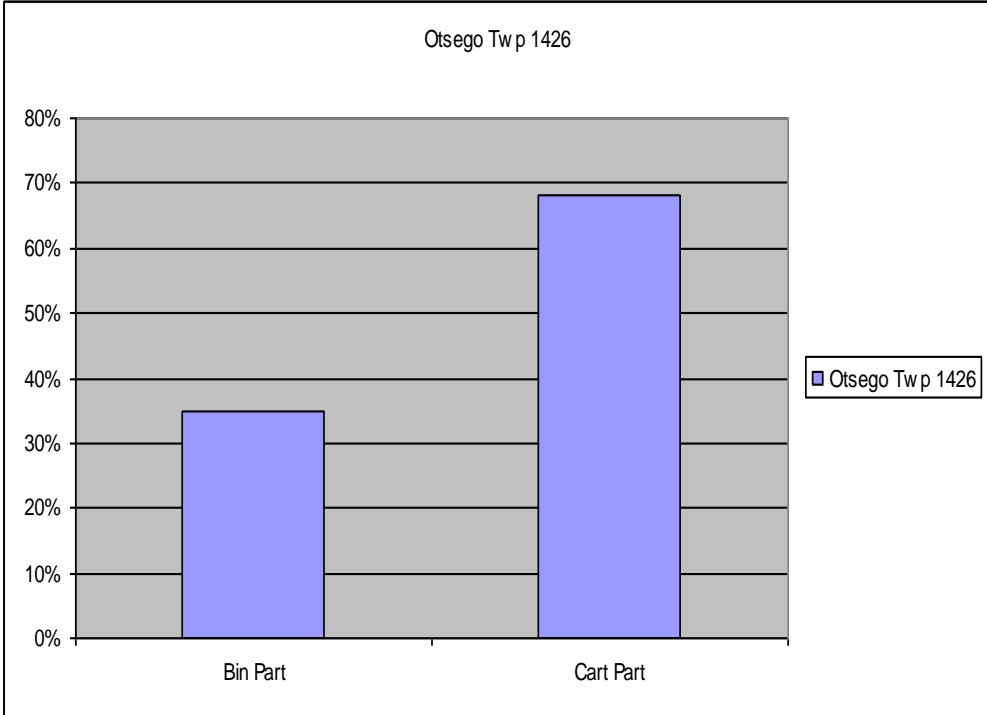


Allegran County Spreadsheet

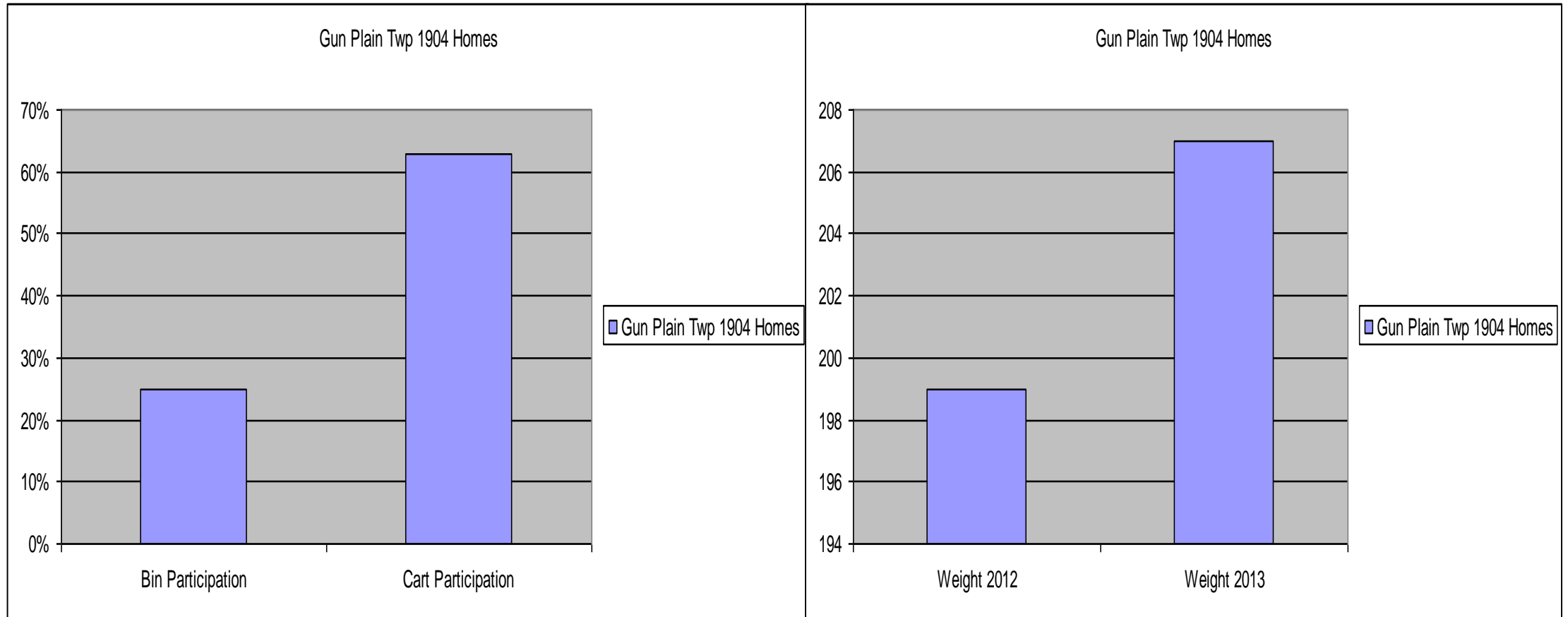
Allegran County Resource Recovery Curbside Program

Community	Total Homes	Hauler	Bin Part	Cart Part	Bin %	Cart %	Revenue	Recycling Cost	Weight 2012	Weight 2013
ALLEGAN TWP (Drop)	1,436	Chef	0	0	0	0	\$ 36,000	\$ 19,500	128	124
DORR TWP	2,255	Bobs	1,000	345	44%	35%	\$ 56,000	\$ 41,000	176	188 *Lease
GUNPLAIN TWP	1,904	Chef	470	1194	25%	63%	\$ 48,000	\$ 50,000	199	207
HEATH TWP	1,041	Republic	722	800	69%	77%	\$ 26,000	\$ 26,000	108	120 * Est
HOPKINS TWP	985	Republic	0	282	0	29%	\$ 22,000	\$ 19,500	0	37 9 Months
LEIGHTON TWP	1,799	Bobs	850	375	47%	44%	\$ 43,000	\$ 35,000	142	152 *Lease
MARTIN TWP	950	Republic	0	244	0	26%	\$ 20,000	\$ 19,500	0	31 *6 months
OTSEGO TWP	1,426	Chef	499	965	35%	68%	\$ 37,000	\$ 32,000	92	171
SALEM TWP	1,458	Republic	702	0	48%	0	\$ 36,000	\$ 32,500	75	69 No Cart
SAUGATUCK TWP	1,701	Republic	0	715	0	42%	\$ 40,000	\$ 30,000	87	149
WAYLAND CITY	1,657	Republic	0	563	0	34%	\$ 36,000	\$ 36,000	55	65 *Est
WAYLAND TWP	1,039	Republic	0	407	0	39%	\$ 25,000	\$ 24,000	119	132 *Est

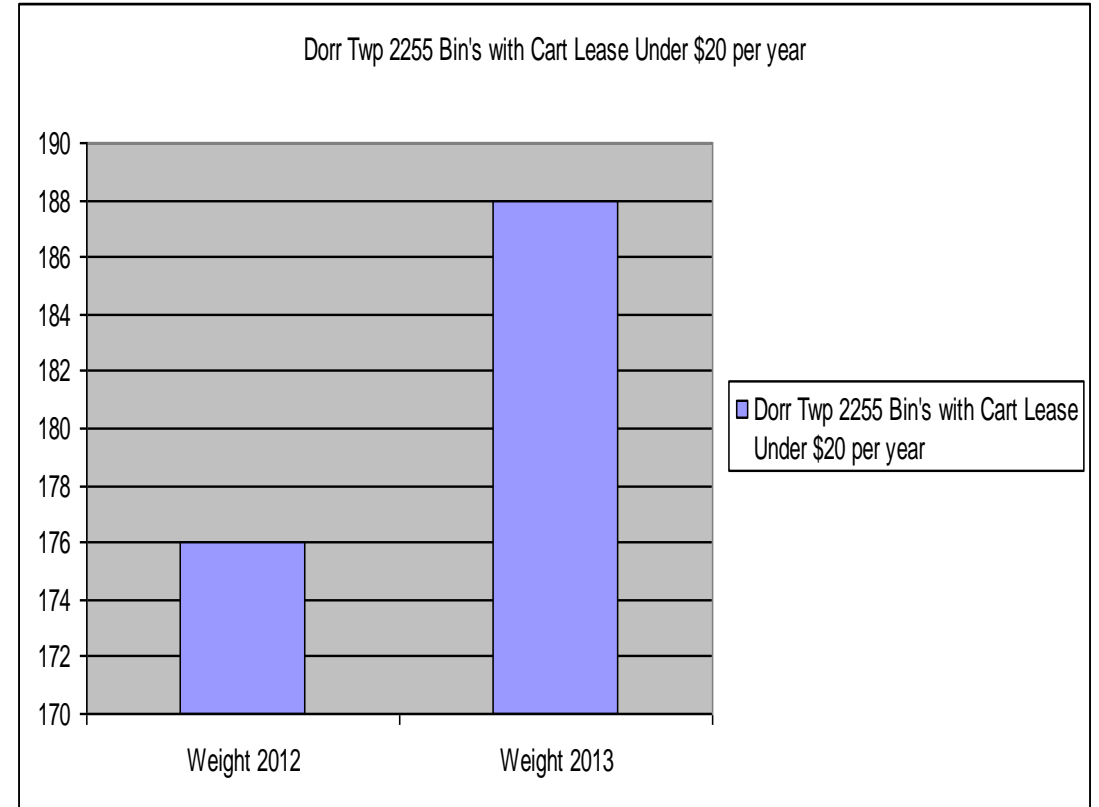
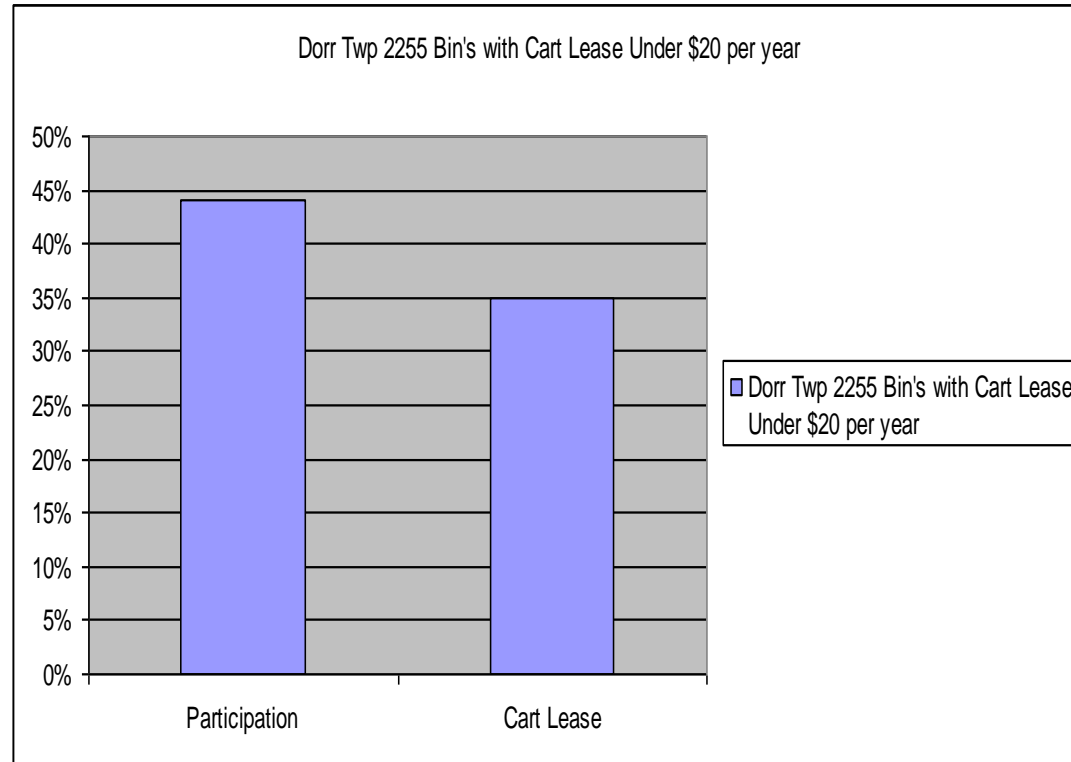
Otsego Twp Bin/Cart Graphs



Gun Plain Twp Cart Graphs

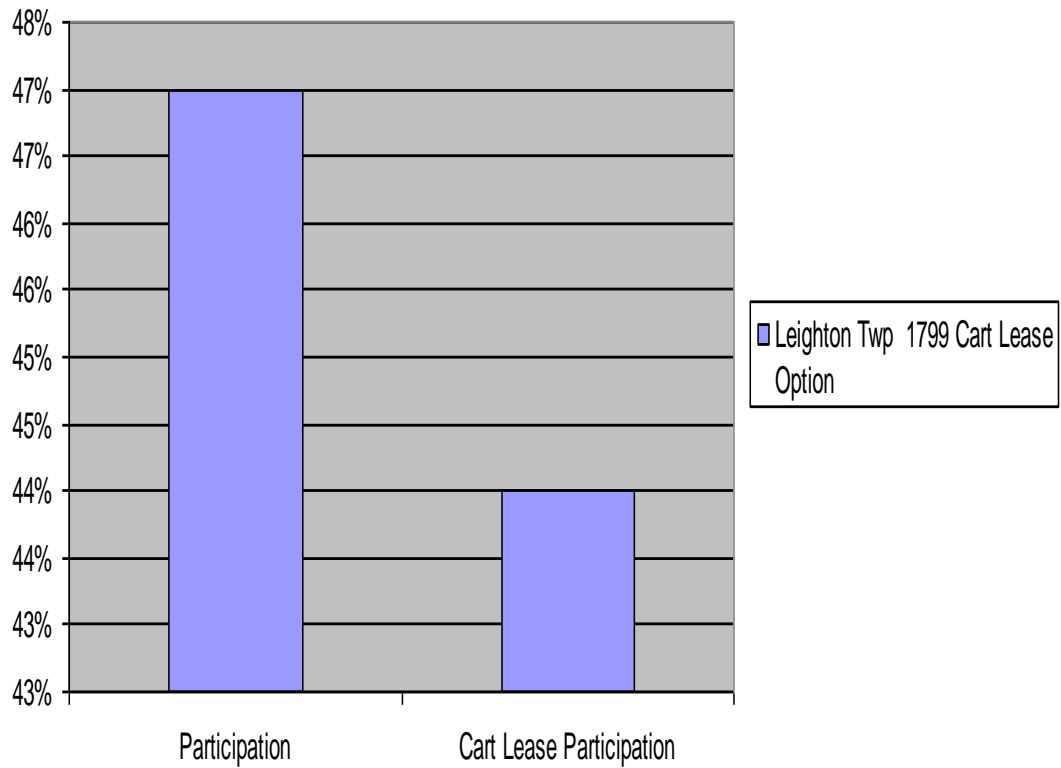


Dorr Twp Cart Lease Graphs

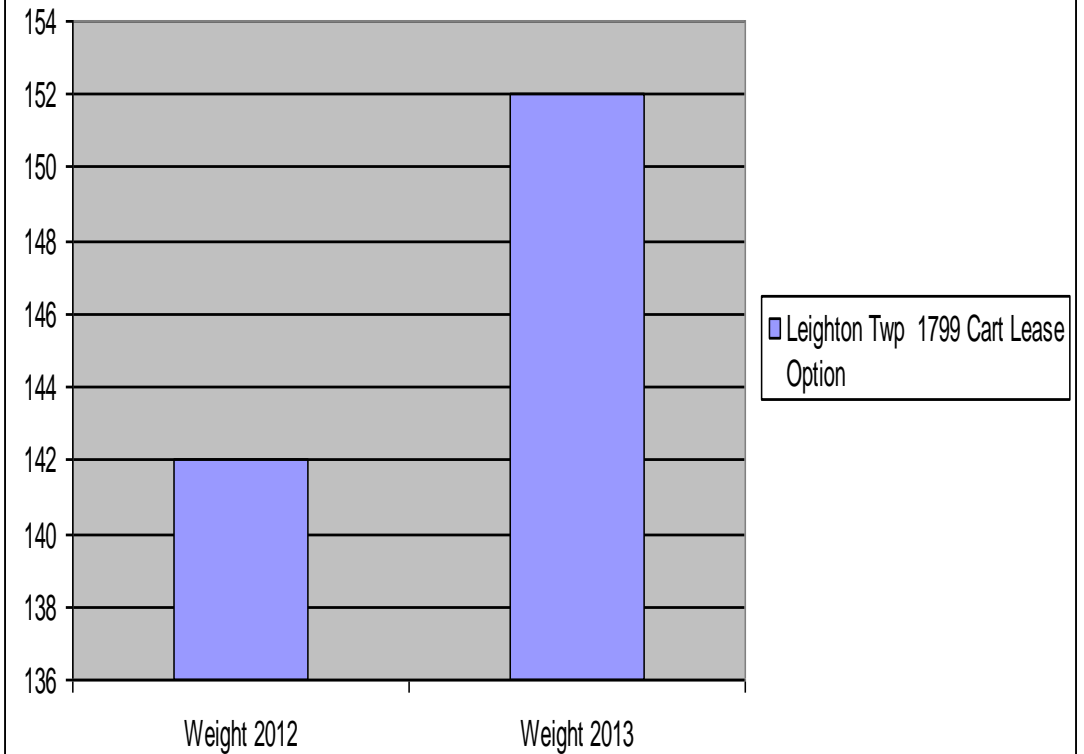


Leighton Twp

Leighton Twp 1799 Cart Lease Option



Leighton Twp 1799 Cart Lease Option



Why Recycle?



Exploring the details

1. What was the time frame from your municipal group discussions to launch the recycling initiative? And how many options were considered?
1. What was the process for your community in selecting a cart size and frequency? Did the decision meet the needs of the residents and would you change anything differently if you had to do it again?
2. What were the pre and post education efforts supplied to the community?
3. Did you implement or consider a commercial recycling initiative? Why or why not?
4. Did you have a multifamily plan for recycling, if so what is your plan?
5. Do you have an estimate on how many tons of recycling material is collected/processed within your program? And what the count of participation is? i.e. lbs. per home...
6. What is the “dunnage” trash percentages of your collected materials? Do you have a plan to decrease this amount? If so how?
7. What is the current participation rate? And do you have a plan to increase this participation level?
8. How are the commodity markets affecting your program?



Let us e-mail you a follow up to this session
with more answers to your questions...



Either drop a card or sign the registration in the back of the room...